



# Instruction manual

Journal



## General information

This instruction manual describes the basic features of Journal. Journal is an application that is Cloud-based realized. This means that it is accessible via the browser. In Journal you check the logging of, for example, Marlin or Nemo5Android.

## Access journal and log in

To access Journal, first open the web browser, for example Google Chrome. Then look up the following in the address link: <https://start.pcamobile.com/>. Then you will see the following:

The screenshot shows a login form titled "INLOGGEN". It contains the following fields and elements:

- Bedrijf:** A text input field.
- Gebruikersnaam:** A text input field.
- Wachtwoord:** A text input field.
- Onthoud me:** A checkbox.
- Wachtwoord vergeten?:** A link below the password field.
- Login:** A button at the bottom of the form.

You can login here with your company name, username and password.



In Journal there are several headings. Below are the most commonly used:

### **Events**

In Journal you have 2 types of events.

- All events
- Unfinished events

### **Tasks**

This lists all tasks that have been completed or have not been completed from Marlin or Nemo5Android.

It depends on whether you see completed or unfinished events. By clicking on a task, you can find more information on the right side. When you click on a task ID, a new screen opens with additional task information.

### **Blockades**

This will display all blockades that have been completed or have not been completed from Marlin or Nemo5Android. It depends on the event whether you see rounded or unfinished blocks. By clicking on a blockade, you can find more information on the right.

### **Optimization**

All route optimizations from Marlin will be included in this. By clicking on a route optimization, you can find some more information on the right.




### **Clients**

All customer informations is contained here. By clicking on a customer, you can find more information on the right.



## Completing a task or blockade

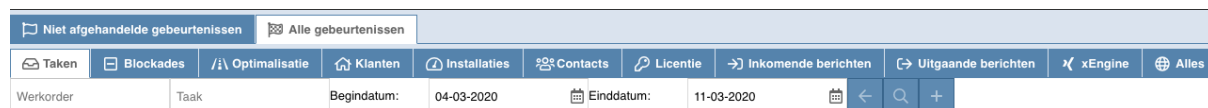
If an unfinished task or blockade is completed over time, the user can set it up in Journal. You do this by clicking on a task or blockade. On the right you can then choose whether you want to set the event on completed or not. See image below. If it is not yet completed, leave the box empty and it will remain at "Not completed events". If it is completed, click done and it will be listed under "All events".

|                               |   |
|-------------------------------|---|
|                               |   |
| Bron                          | MARLIN  |
| Gebeurtenis<br>soort          | Task  |
| ID                            | 27715 -> 85658  |
| Categorie                     |   |
| Datum                         | 11-03-2020  10:46   |
| Tekst                         | Planning 85658 tijdelijke status "  |
| Opmerking                     | <div style="border: 1px solid #ccc; height: 40px;"></div>   |
| Toevoegen<br>aan<br>opmerking | <div style="border: 1px solid #ccc; height: 40px;"></div>   |
| Gereed                        | <input type="checkbox"/>  |



## Filtering

You can filter in Journal in several ways. In the image below you can see the different filters. You can filter by: Work order, task, start and end date.



By clicking on the magnifying glass, the filters are applied. The button with back arrow ensures that the filters are reset. Each tab has its own filters, so "Tasks" have different filters than "Blockades".

## To sort

You can also sort in Journal. Sorting can be done from descending to ascending or vice versa. The image below is sorted by ascending ID. This can be seen from the up arrow. If you clicked ID again, the sort would change from ascending to descending and the arrow pointing down. This also applies to the other tabs. If you click on the box at the top right with the triangle, you can indicate which columns should be displayed.

| Datum            | Bron   | ID ↑                            |  |
|------------------|--------|---------------------------------|--|
| 11-03-2020 09:59 | MARLIN | <a href="#">100000283 -&gt;</a> |  |
| 11-03-2020 09:59 | MARLIN | <a href="#">100000283 -&gt;</a> |  |
| 11-03-2020 09:59 | MARLIN | <a href="#">100000284 -&gt;</a> |  |
| 11-03-2020 09:59 | MARLIN | <a href="#">100000284 -&gt;</a> |  |
| 11-03-2020 10:00 | MARLIN | <a href="#">100000285 -&gt;</a> |  |
| 11-03-2020 10:00 | MARLIN | <a href="#">100000285 -&gt;</a> |  |
| 11-03-2020 10:00 | MARLIN | <a href="#">100000286 -&gt;</a> |  |
| 11-03-2020 10:00 | MARLIN | <a href="#">100000286 -&gt;</a> |  |
| 11-03-2020 10:02 | MARLIN | <a href="#">100000287 -&gt;</a> |  |
| 11-03-2020 10:02 | MARLIN | <a href="#">100000287 -&gt;</a> |  |